

# SERVICE MANUAL


## Compact Disc Player



# FISHER

## AD-M92

(EUROPE)



### SPECIFICATIONS

### PRODUCT CODE No.

137 044 00 (Black)

137 044 01 (Pearl White)

### NOTE:

The below mentioned specifications are mainly based on the IHF measurements standard.

They can therefore not directly be compared with specifications based on the DIN standard or other standards.

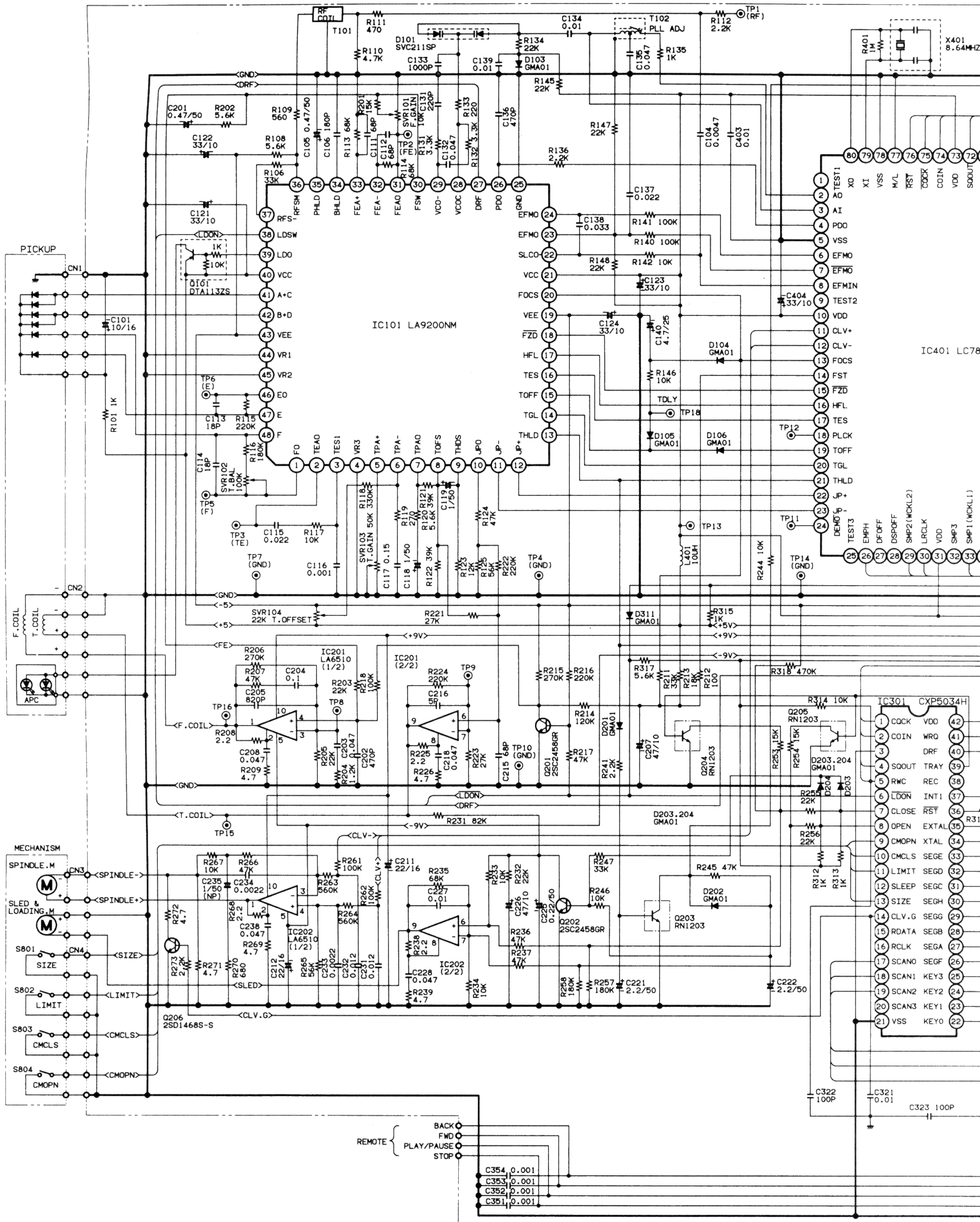
Audio		Pickup	
Channels . . . . .	2 channels	System . . . . .	Light pickup (3 -beam)
Frequency response	5-20,000Hz	Light source . . .	Semiconductor laser
S/N ratio . . . . .	96 dB	Wave length . . .	790 nm
Channel separation	90dB (1 kHz)	General	
Distortion . . . . .	0.03% (1 kHz)	Power supply . .	AC 220V, 50Hz
Wow and flutter . .	Undetectable	Dimensions . . .	(approx.) 360(W) × 89(H) × 280(D) mm
Outputs . . . . .	1.8 V/1k ohms		
Signal format			
Sampling frequency	44.1 kHz		
Quantization . . . . .	16 bits linear/channel		
Transmission rate	4.32 Mbit/sec.		

Specifications and design subject to change without notice.

REFERENCE NO. WM-580375



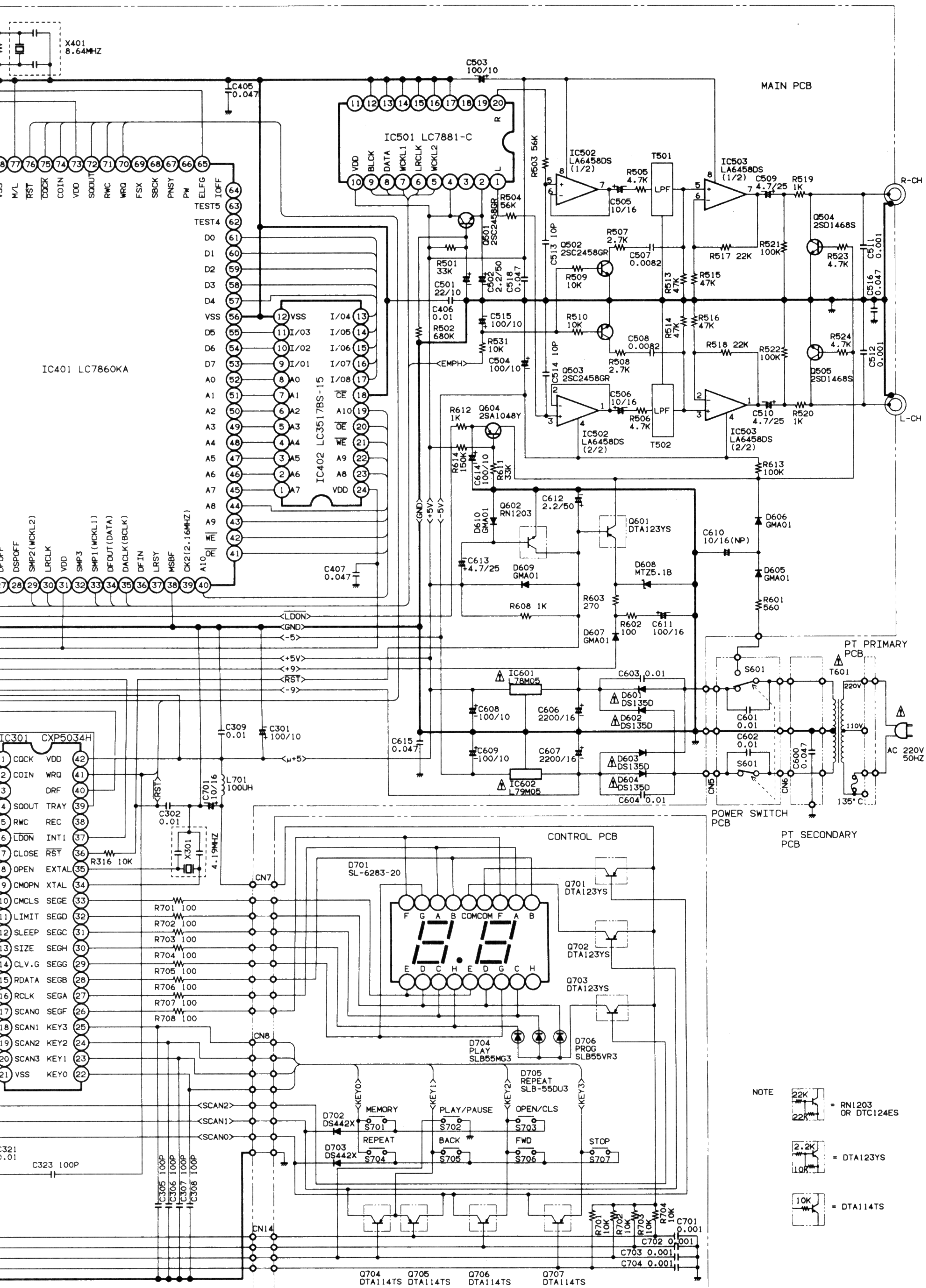
# SCHEMATIC DIAGRAM




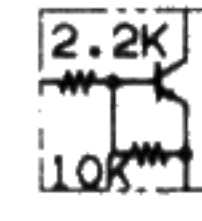

PRODUCT SAFETY NOTI

Each precaution in this manual should be followed during servicing. Components the schematic diagram designate components in which safety can be of special importance. Use only the replacement parts designated, or parts with the same ratings of parts list in this manual.






NOTE

 = RN1203 OR DTC124ES  
 = DTA123YS  
 = DTA114TS

PRODUCT SAFETY NOTICE

When servicing, components identified with the IEC symbol  in the parts list and safety can be of special significance. When replacing a component identified with this symbol, use only a component with the same ratings of resistance, wattage or voltage that are designated in the parts list. Leakage current or resistance measurements must be made to determine that exposed parts are acceptably insulated from the supply circuit before returning the product to the customer.